

Photographic Backgrounds for Model Railroads

Dave Hull
d28731@gmail.com

HACS – 9/21/15

Examples

- Apple Valley Model Railroad
- Henderson County History Museum
- Ron Hale's Blue Ridge and Allegany RR

AVMR – Asheville Division



AVMR - Piedmont Division






Henderson County History Museum





Blue Ridge & Allegheny Ry





Types of Photographic Backgrounds

- **Painted**
- **Purchased**
 - BackDrop Warehouse
 - Backdrop Junction
 - Trackside Scenery
 - Model Train Stuff
- **Custom Printing**

Tools

- **Camera**
 - manual settings
 - pano option
 - specialty panorama cameras
- **Filter (uv or clear); no polarizer**
- **Tripod – solid; ball head**
- **Level**
- **Shutter Actuation**
 - delayed exposure
 - remote

- **Panorama Device - NPP**
 - Nodal Ninja
 - Manfroto
 - Really Right Stuff
 - 360Precision
 - Novoflex
 - Panosaurus (<http://gregwired.com/pano/Pano.htm>)
- **Computer (match job requirements)**
 - processor
 - graphics card
 - memory
 - disk space

Banding & Misalignment



• Software

- photo editing – Photoshop or Photoshop Elements
- specialty panorama applications and plugins (* = free)
 - ArcSoft Panorama Maker
 - Autostitch *
 - Hugin Panorama Stitcher (Win, Mac, Linux) *
 - Microsoft Image Composite Editor *
 - Panorama Factory
 - Panorama Tools & PT Stitcher for Photoshop *
 - Panoweaver
 - Pos Panorama Pro *
 - PTGui & PTMac

Selecting Scenes

- magical selectivity of human eye and mind
 - foreground trees, junk, unwanted objects (road, etc.)
 - cloud shadows
 - light levels
 - sky color
 - windows
 - parallax
- elevation
- era consistent with layout (cars, buildings, utility lines, etc.)
- single photos

Taking the Photos

- fix everything
 - focal length
 - focus
 - aperture
 - exposure
 - white balance
 - level
 - position
 - camera (tripod, shutter vibration, wind)
- shoot RAW
- parallax effect
- vertical orientation
- overlap
- shoot hand

Image Preservation

- backup originals – twice
- never, Never, NEVER edit originals



Lab Selection

- substrate & surface
- color management
 - soft-proofing - ICC profile
 - image mode – RGB or CMYK; 8 or 16 bits
 - image profile – sRGB or Adobe RGB
 - image file type - jpg, tif, pdf
- price, shipping, contact info, etc.
- TPM (864-271-4770)

Panorama Creation

- select images
 - hand photos
 - sub-folder
- pre-edit individual images
 - match color, density, contrast, vibrance, saturation, and sharpness
 - no changes to size, perspective or tilt

- stitch panorama
 - select stitching method
 - automatic
 - perspective
 - cylindrical
 - spherical
 - collage
 - Reposition
 - touch-up individual layers
 - save as layered file



- edit panorama
 - flatten layers
 - adjust tilt and straighten buildings
 - adjust color and era
 - correct problems
 - non-destructive dodging & burning
 - non-destructive blurring
 - resize and crop
 - gradually sharpen front to back using gradient mask
- save printable file
 - mode
 - profile
 - file type

Single Image Creation

- same as single panorama image
- collage

Mounting

- support - painted
 - tempered masonite
 - light fiberboard or foamboard
 - None
- adhesion
 - contact cement
 - vinyl wallpaper paste
 - photo mounting sheets
- trimming

Websites & References

- <http://pic.templetons.com/brad/pano/panorama-head.html>
- <http://photographylife.com/panoramic-photography-howto>
- <http://www.peachpit.com/articles/article.aspx?p=1661088>
- <https://helpx.adobe.com/photoshop-elements/using/stitching-together-panoramas.html>
- <https://helpx.adobe.com/x-productkb/multi/create-collages-montages-photoshop-photoshop.html>
- *Photoshop Masking & Compositing* - Katrin Eismann, New Riders, 2005
- *Photoshop Restoration and Retouching* - Katrin Eilmann, New Riders, 2006
- *Real World Color Management* - Bruce Fraser, Chris Murphy, & Fred Bunting, Peachpit Press, 2005